

Barwon Employment Region

Release date: 26 August 2022

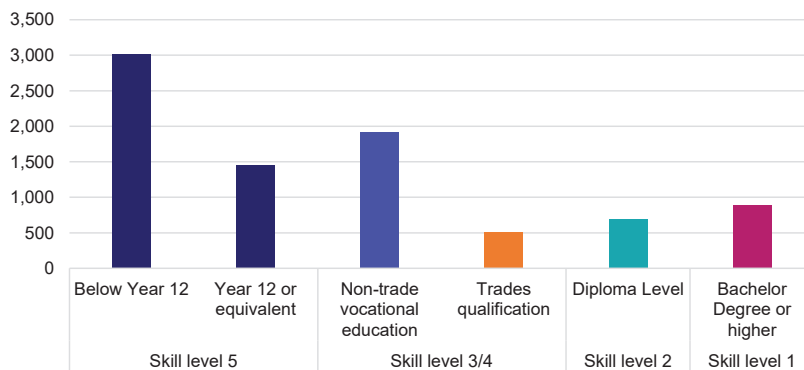
This snapshot provides information about the educational profile of people on the caseload in the region. It also includes information on the number of job advertisements for the top 10 occupations at each skill level using data from the Internet Vacancy Index (IVI).

Please note, caution should be taken when comparing the numbers of people on the caseload with the number of IVI job advertisements as:

1. The IVI is based on a count of online job advertisements newly lodged on SEEK, CareerOne and Australian JobSearch during the month. As such, the IVI does not reflect the total number of job advertisements in the labour market as it does not include jobs advertised through other online job boards, employer websites, word of mouth, in newspapers, and advertisements in shop windows. The IVI also does not take account of multiple positions being advertised in a single job advertisement;
2. The IVI data are three-month averages, not seasonally adjusted, so there may be substantial differences between the number of vacancies posted in each month; and
3. The IVI measures new job advertisements posted in that month, while the caseload data reflects the total number of people on the caseload at a point in time.

People on the caseload tend to have lower skill level qualifications

Highest educational attainment of the caseload, June 22



In June 2022 there were around 8,700 people on the caseload in the Barwon ER

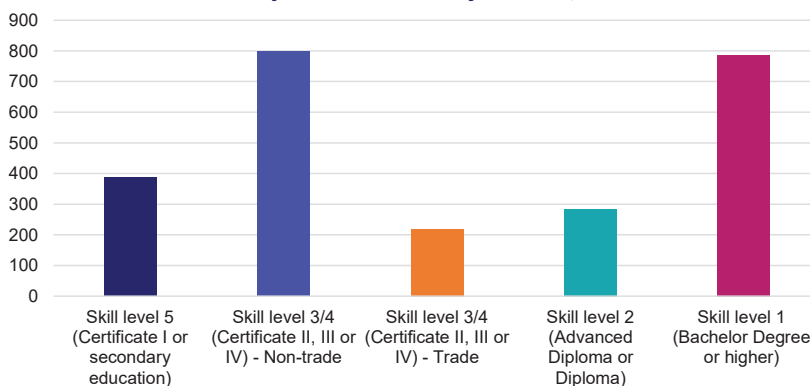
Around 53% of people on the caseload in the Barwon ER have not completed a post-school qualification

Source: Department of Employment and Workplace Relations, caseload data, Barwon ER, June 22

Note: In the Barwon ER there are around 200 people on the caseload with an unknown highest educational attainment level

The number of jobs advertised online varies substantially by skill level

Online job advertisements by skill level, June 22



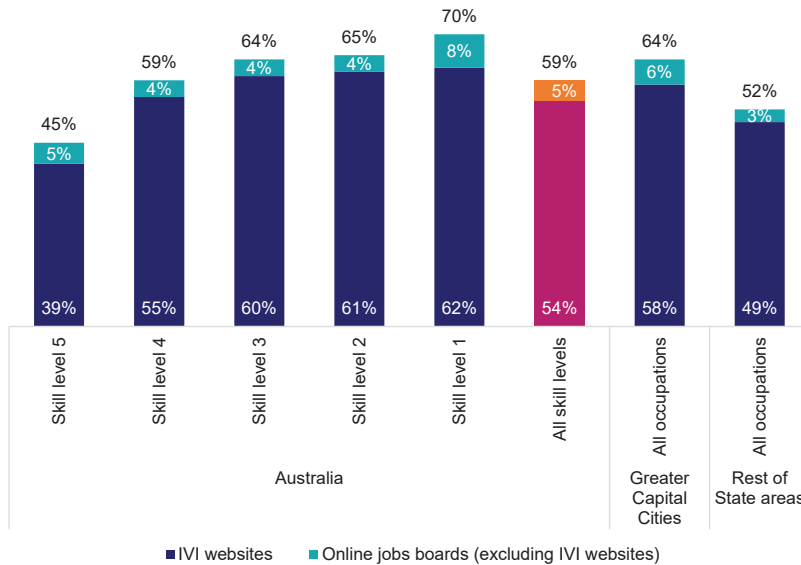
In June 2022, there were around 2,480 new online job advertisements in the Barwon ER

Most online job advertisements in the Barwon ER are for non-trade occupations at skill level 3/4 and skill level 1 occupations

Source: NSC, Internet Vacancy Index, 3 month average of original data, Barwon ER, June 22

Many lower skilled job opportunities aren't advertised on online jobs boards

Proportion of employers advertising on online jobs boards by skill level, Australia



On average, 59% of Australian employers advertise on online jobs boards, with around 54% using jobs boards covered by the Internet Vacancy Index

Employers recruiting for low skilled occupations (skill level 5) are far less likely to advertise on online jobs boards

Employers in capital cities are more likely to advertise on online jobs boards than employers in regional areas

At skill level 5, other common recruitment methods used by employers include word of mouth (34%), social media (25%) and company websites (14%). Employers also often use multiple methods.

Source: NSC, Recruitment Experiences and Outlook Survey, 1 July 2021 - 30 June 2022

Comparison of people on the caseload and online job ads by skill level

Skill level 5 - Year 12 or below

Number of people on the caseload at skill level 5 by selected characteristics, June 22		
Indigenous	217	5%
People with Disability	1,403	31%
Culturally and Linguistically Diverse	474	11%
Youth (U25)	814	18%
Prime age (25-54)	2,578	58%
Mature age (55+)	1,085	24%
Unemployed < 12 months	884	20%
Unemployed 12 to 23 Months	659	15%
Unemployed 24+ Months	2,934	66%
Total	4,477	100%

Source: Department of Employment and Workplace Relations, caseload data, Barwon ER, June 22

Note: Percentages are the proportion of people at skill level 5 with that characteristic. "np" (not published) may be shown for percentages that are too small to report.



Source: NSC, Internet Vacancy Index, 3 month average of original data, Barwon ER, June 22

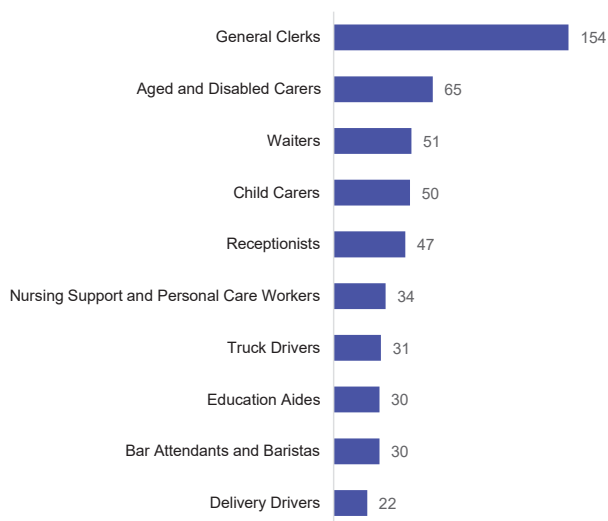
Skill level 3 and 4 - Non-trade Qualification

Number of people on the caseload with a non-trade qualification by selected characteristics, June 22		
Indigenous	71	4%
People with Disability	609	32%
Culturally and Linguistically Diverse	109	6%
Youth (U25)	224	12%
Prime age (25-54)	1,385	72%
Mature age (55+)	312	16%
Unemployed < 12 months	403	21%
Unemployed 12 to 23 Months	226	12%
Unemployed 24+ Months	1,292	67%
Total	1,921	100%

Source: Department of Employment and Workplace Relations, caseload data, Barwon ER, June 22

Note: Percentages are the proportion of people with a non-trade qualification (at skill level 3/4) with that characteristic. "np" (not published) may be shown for percentages that are too small to report.

Number of job advertisements for non-trade occupations at skill level 3/4, June 22



Source: NSC, Internet Vacancy Index, 3 month average of original data, Barwon ER, June 22

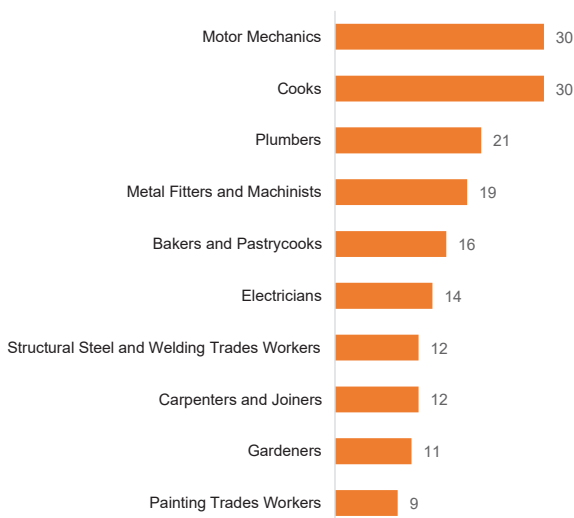
Skill level 3 and 4 - Trade Qualification

Number of people on the caseload with a trade qualification by selected characteristics, June 22		
Indigenous	19	4%
People with Disability	172	34%
Culturally and Linguistically Diverse	17	3%
Youth (U25)	21	4%
Prime age (25-54)	341	67%
Mature age (55+)	145	29%
Unemployed < 12 months	126	25%
Unemployed 12 to 23 Months	77	15%
Unemployed 24+ Months	304	60%
Total	507	100%

Source: Department of Employment and Workplace Relations, caseload data, Barwon ER, June 22

Note: Percentages are the proportion of people with a trade qualification (at skill level 3/4) with that characteristic. "np" (not published) may be shown for percentages that are too small to report.

Number of job advertisements for trade occupations at skill level 3/4, June 22



Source: NSC, Internet Vacancy Index, 3 month average of original data, Barwon ER, June 22

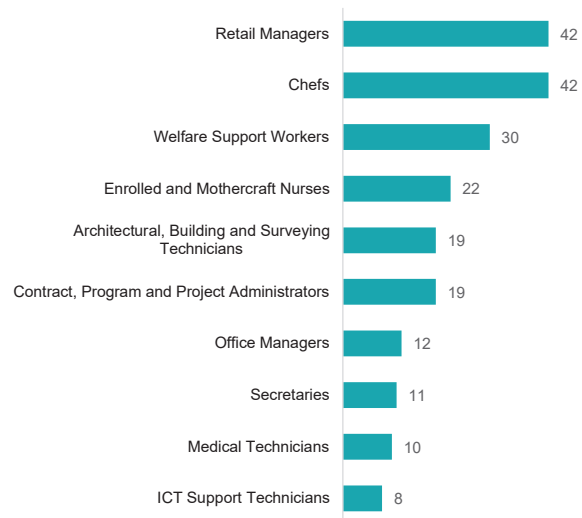
Skill level 2 - Advanced Diploma or Diploma

Number of people on the caseload at skill level 2 by selected characteristics, June 22		
Indigenous	13	2%
People with Disability	193	28%
Culturally and Linguistically Diverse	62	9%
Youth (U25)	55	8%
Prime age (25-54)	473	68%
Mature age (55+)	166	24%
Unemployed < 12 months	174	25%
Unemployed 12 to 23 Months	118	17%
Unemployed 24+ Months	402	58%
Total	694	100%

Source: Department of Employment and Workplace Relations, caseload data, Barwon ER, June 22

Note: Percentages are the proportion of people at skill level 2 with that characteristic. "np" (not published) may be shown for percentages that are too small to report.

Number of job advertisements for occupations at skill level 2, June 22



Source: NSC, Internet Vacancy Index, 3 month average of original data, Barwon ER, June 22

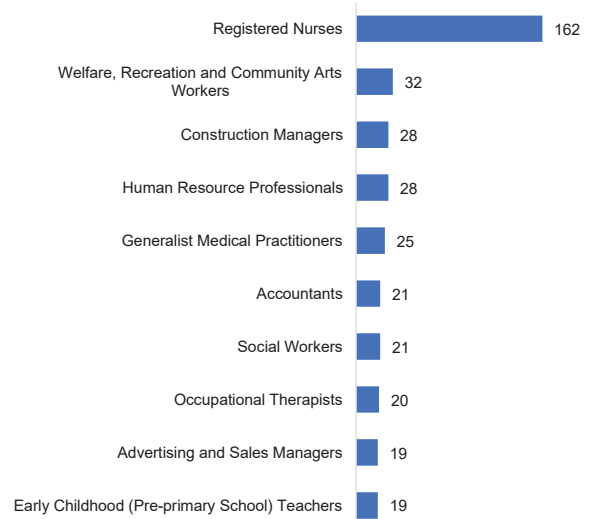
Skill level 1 - Bachelor Degree or higher

Number of people on the caseload at skill level 1 by selected characteristics, June 22		
Indigenous	15	2%
People with Disability	184	21%
Culturally and Linguistically Diverse	112	13%
Youth (U25)	86	10%
Prime age (25-54)	572	64%
Mature age (55+)	232	26%
Unemployed < 12 months	293	33%
Unemployed 12 to 23 Months	161	18%
Unemployed 24+ Months	436	49%
Total	890	100%

Source: Department of Employment and Workplace Relations, caseload data, Barwon ER, June 22

Note: Percentages are the proportion of people at skill level 1 with that characteristic. "np" (not published) may be shown for percentages that are too small to report.

Number of job advertisements for occupations at skill level 1, June 22



Source: NSC, Internet Vacancy Index, 3 month average of original data, Barwon ER, June 22